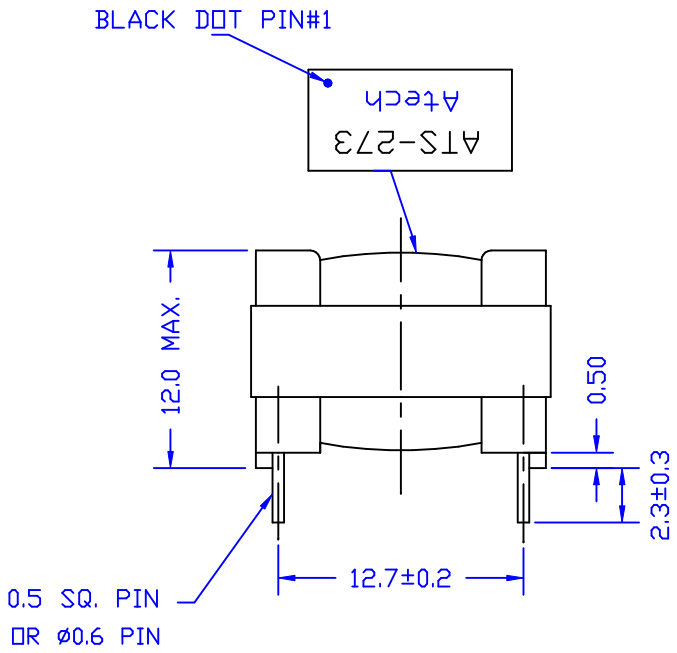

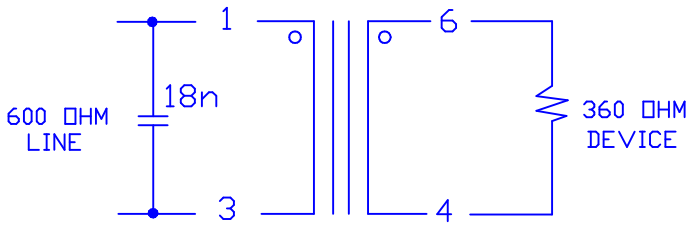

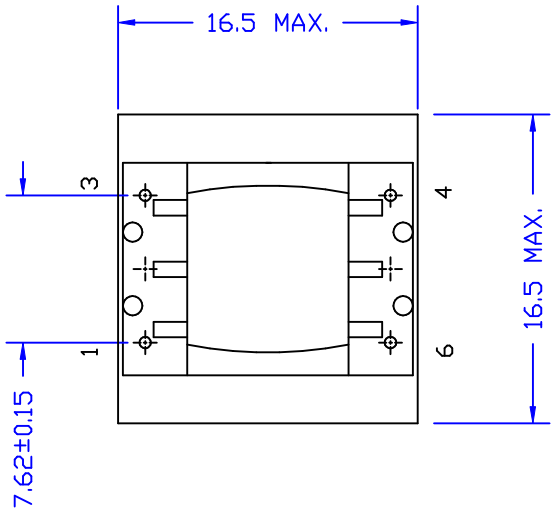

ELECTRICAL CHARACTERISTICS:(FOR 56Kbps, 2811B COMPATIBLE)

1. D.C.R. : PIN 1-3 = 120 OHM+/-10% PIN 6-4 = 120 OHM+/-10%
2. INDUCTANCE (@200HZ, 1Vrms, PARALLEL) : PIN 1-3 = 18H MIN.
3. RETURN LOSS : (REF. 600 OHM)200 TO 3.5KHZ = 25dB MIN.
4. INSERTION LOSS :(1KHZ, 0dBm) 2.1 dB TYP.
5. FREQ. RESPONSE: (REF. 1KHZ) 100 TO 4KHZ = +/-0.1dB
6. LONGITUDINAL BALANCE : 200HZ-3.5KHZ 60dB MIN.
7. TURN RATIO : (1KHZ, 1Vrms) PIN 1-3 : 6-4 = 1+/-1%
8. DISTORTION : 150HZ, -3dBm : -75dB MAX.
9. HI-POT : (@1650VAC. 1mA, 2SEC.) PIN 1-6
10. RoHS COMPLIANCE

NO:	DESCRIPTION	DATE	BY	CHK	APPD
	RELEASE	02/22/2006	PAIR		SUEDY

REVISIONS

Atech®
Atech Technology Co., Ltd.
TEL:(02)2794-6667 FAX:(02)2794-8004

TITLE	600 : 360 TRANSFORMER
DWG. NO.	ATS-273R
UNITS:	M/M
SAFETY	
SHEET	1 OF 1
DATE	02/22/06
P/N:	CTP316033A
DRAW	Pair