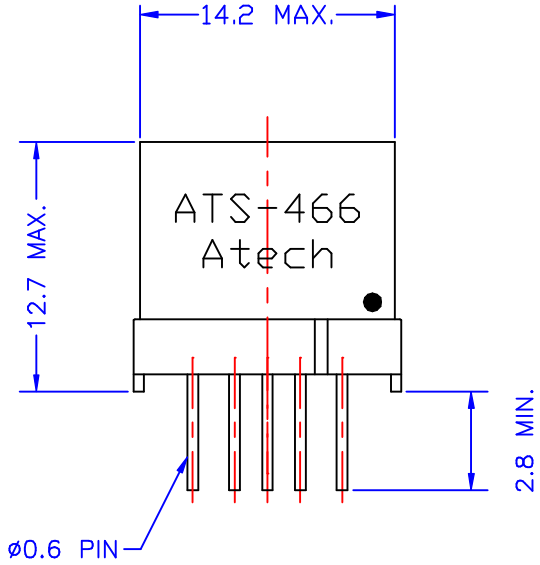

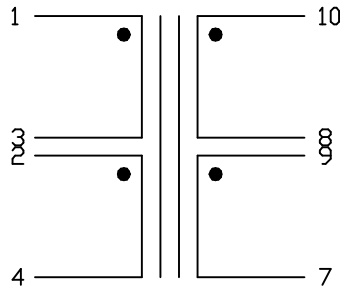

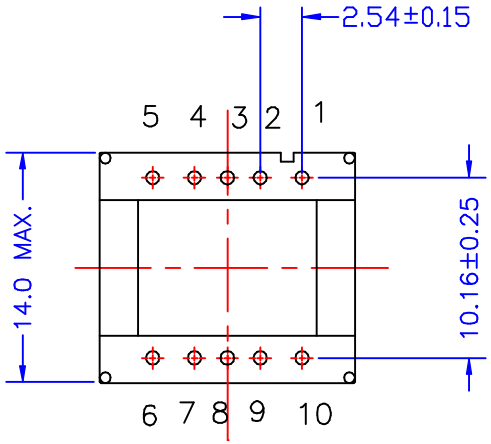

ELECTRICAL CHARACTERISTICS:

1. D.C.R. : PIN 1-4 (2-3 SHORT) = 1.5 OHM MAX.
   PIN 10-7 (8-9 SHORT) = 1.5 OHM MAX.
2. INDUCTANCE (@10KHZ, 0.1Vrms) :
   PIN 1-4 (W/H 2-3 SHORT) = 1.9mH ± 8%
3. LEAKAGE INDUCTANCE (@100KHZ, 0.1Vrms) :
   PIN 1-4 (W/H 2-3, 8-9, 10-7 SHORT) = 10uH MAX.
4. INSERTION LOSS (@300KHZ, 0dBM) :
   PIN 1-4 (W/H 2-3, 8-9, SHORT) = 0.6dB MAX.
5. TURN RATIO (@500KHZ, 0.1Vrms) :
   PIN 1-3 : 2-4 = 1 ± 1%
   PIN 10-8 : 9-7 = 1 ± 1%
   PIN 10-7 (8-9 SHORT)) : 1-4 (2-3 SHORT) = 1.1 ± 2%
6. HI-POT (@1500VAC, 1mA, 2SEC) : PIN 1-10 (2-3, 8-9 SHORT)

NO:	DESCRIPTION	DATE	BY	CHK	APPD
A	SPEC	05/13/2002	DOLLY	CPLIU	SUEDY
	RELEASE	07/26/00	FENG		SUEDY

REVISIONS

Atech®
Atech Technology Co., Ltd.
TEL:(02)2794-6667 FAX:(02)2794-8004

TITLE: ADSL TRANSFORMER
DWG. NO.: ATS-466
UNITS: M/M
SAFETY
SHEET 1 OF 1
DATE: 07/26/00
DRAW: Pair