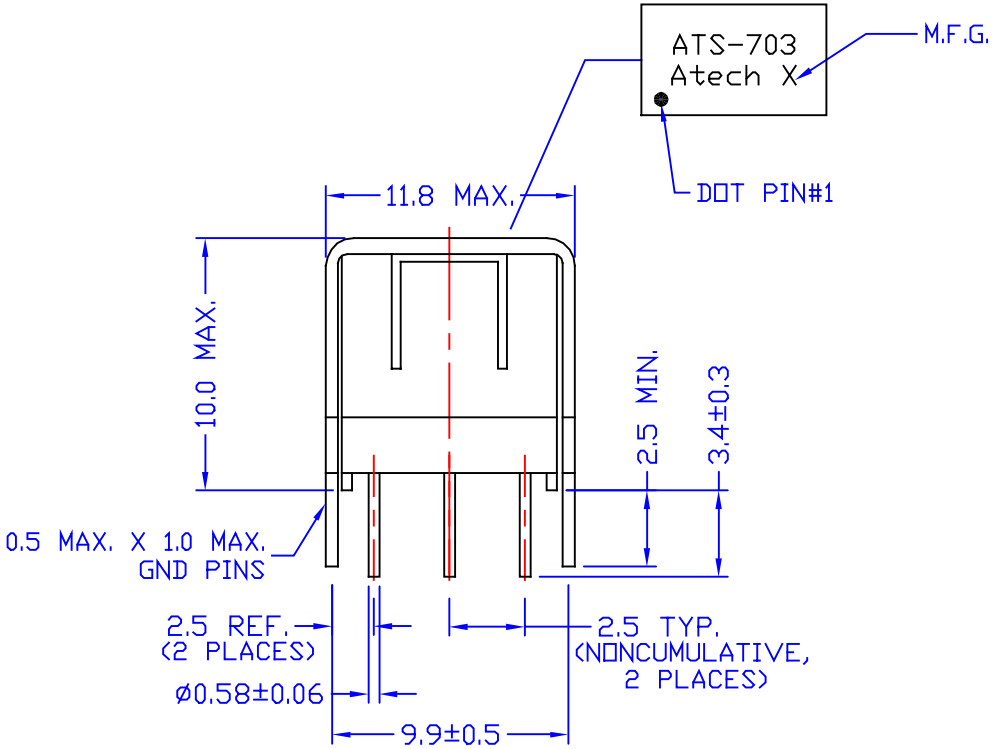

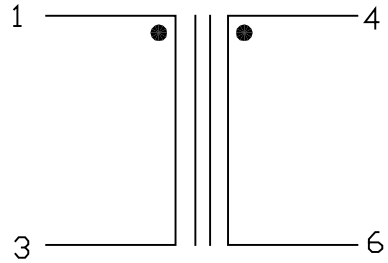

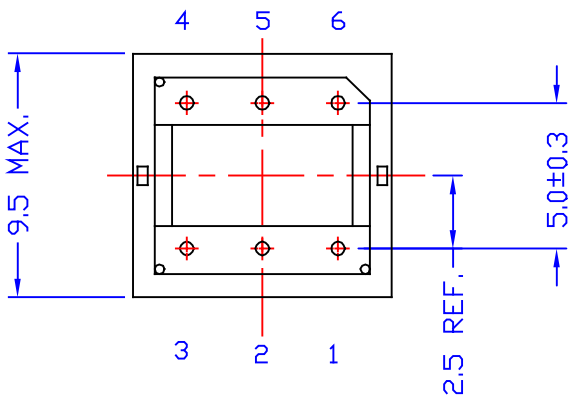

ELECTRICAL CHARACTERISTICS :

1. DCR : PIN 3-1 = 6-4 = 2 OHM MAX.
2. INDUCTANCE (@10KHZ, 0.1Vrms) :
   PIN 1-6 (3-4 SHORT) = 669.5uH ± 6%
3. TURN RATIO (@790KHZ, 0.1V) : PIN 4-6 : 1-3 = 1±1%
4. HI-POT (@500VAC, 1mA, 2SEC) : PIN 1-4,1-C,4-C

NO.	DESCRIPTION	DATE	BY	CHK	APPD
A	T/R	05/26/2004	BART	AL	SUEDY
	RELEASE	05/04/2004	BART	AL	SUEDY

REVISIONS

Atech®
Atech Technology Co., Ltd.
TEL:(02)2794-6667 FAX:(02)2794-8004

TITLE: INDUCTOR FOR ISDN/ADSL SPLITTER
DWG. NO. ATS-703
UNITS: M/M
SAFETY
SHEET OF 1
DATE 05/04/04
DRAW Pair