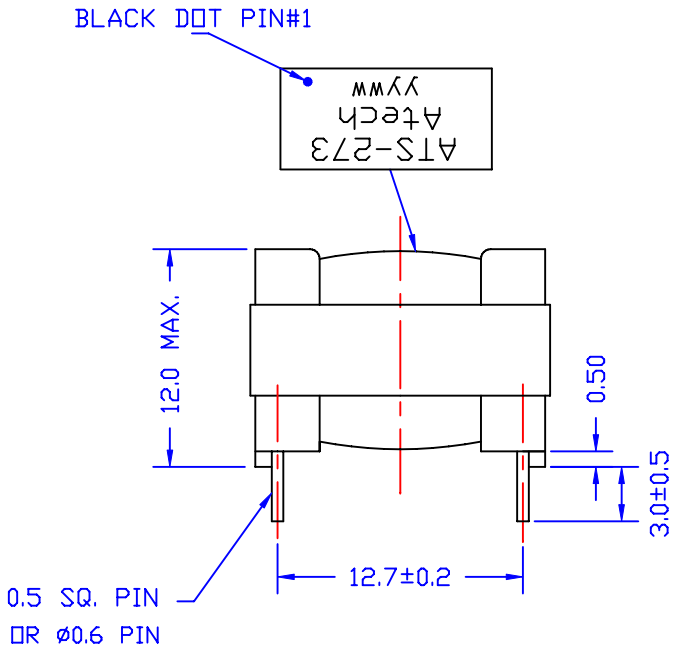

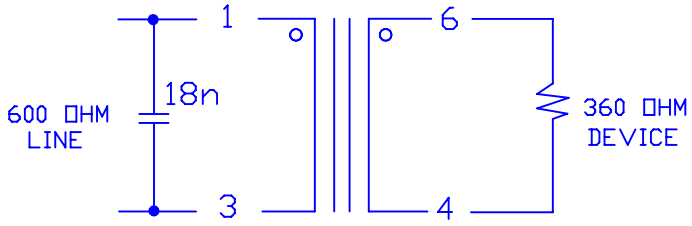

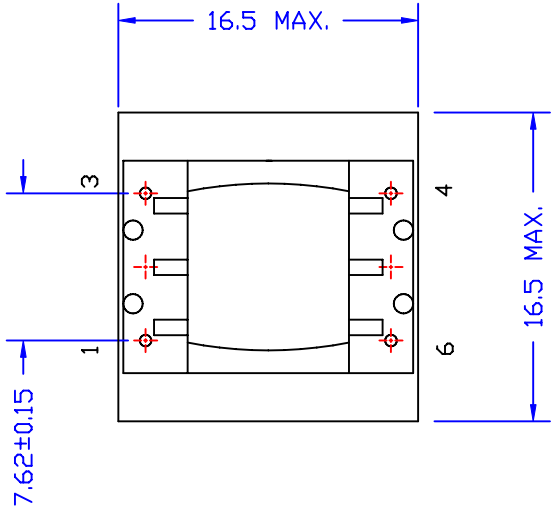

ELECTRICAL CHARACTERISTICS:(FOR 56Kbps, 2811B COMPATIBLE)

1. D.C.R. : PIN 1-3 = 120 OHM+/-10% PIN 6-4 = 120 OHM+/-10%
2. INDUCTANCE (@200HZ, 1Vrms, PARALLEL) : PIN 1-3 = 18H MIN.
3. RETURN LOSS : (REF. 600 OHM)200 TO 3.5KHZ = 25dB MIN.
4. INSERTION LOSS :(1KHZ, 0dBm) 2.1 dB TYP.
5. FREQ. RESPONSE: (REF. 1KHZ) 100 TO 4KHZ = +/-0.1dB
6. LONGITUDINAL BALANCE : 200HZ-3.5KHZ 60dB MIN.
7. TURN RATIO : PIN 1-3 : 6-4 = 1+/-1%
8. DISTORTION : 150HZ, -3dBm : -75dB MAX.
9. HI-POT : (@1650VAC. 1mA, 2SEC.) PIN 1-6
10. LEAD-FREE

NO.	DESCRIPTION	DATE	BY	CHK	APPD
C	DELTED UL & MFG. MARK	01/18/2007	PAIR	WILLIE	EUGENE
B	PIN = 3.0±0.5	06/15/2004	BART	AL	SUEDY
A	LABEL	06/08/2004	BART	AL	SUEDY
	RELEASE	05/06/2004	PAIR	SUEDY	SUEDY

REVISIONS

Atech®
Atech Technology Co., Ltd.
TEL:(02)2794-6667 FAX:(02)2794-8004

TITLE 600 : 360 TRANSFORMER
DWG. NO. ATS-273N
UNITS: M/M
SAFETY
SHEET 1 OF 1
DATE 05/06/04
DRAW Pair