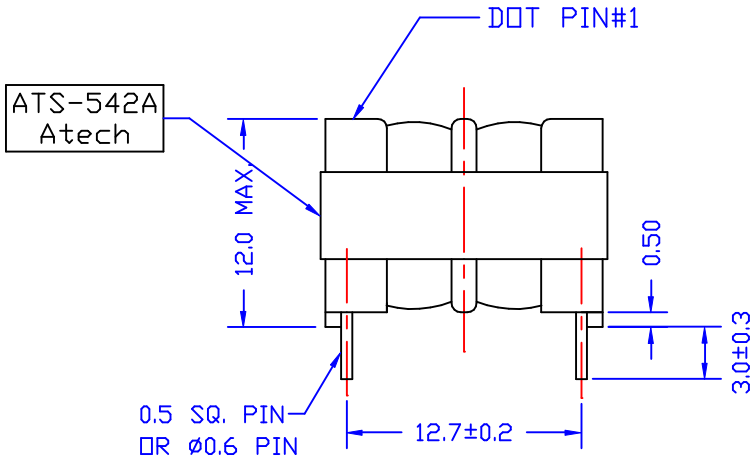

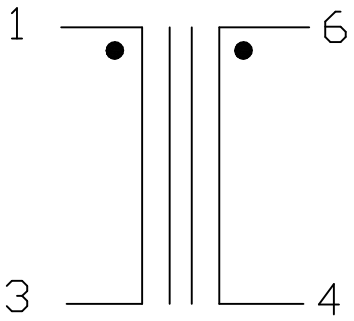

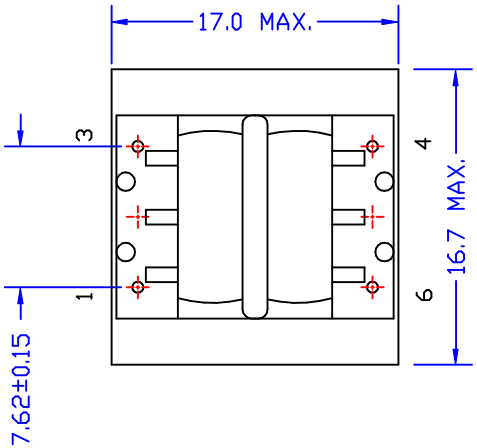

ELECTRICAL CHARACTERISTICS :

1. D.C.R. : PIN 1-3 = 4-6 = 0.54 OHM MAX.
2. INDUCTANCE (@1KHZ, 0.1Vrms) : 1-3 = 5mH MIN.
3. TURN RATIO (@1KHZ, 1Vrms) : 1-3 : 6-4 = 1 ± 1%
4. HI-POT : (@2000VAC, 1mA, 1min) 1-6

NO.	DESCRIPTION	DATE	BY	CHK	APPD
C	PIN 3.0±0.3	08/27/2003	PAIR	AL	SUEDY
B	DOT PIN#1	05/27/2003	RORY	AL	SUEDY
A	17.0 & 16.7	04/17/2003	PAIR	AL	SUEDY
	RELEASE	08/31/2001	DOLLY	CPLIU	SUEDY

REVISIONS

Atech®
Atech Technology Co., Ltd.
TEL:(02)2794-6667 FAX:(02)2794-8004

TITLE: COMMON CHOKE
DWG. NO.: ATS-542A
UNITS: M/M
SAFETY
SHEET 1 OF 1
DATE: 08/31/01
DRAW: Pair