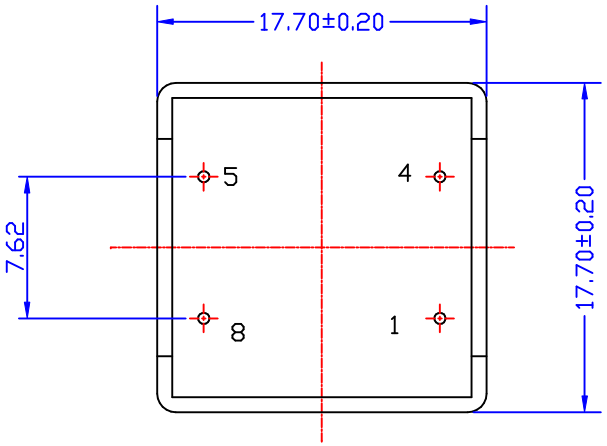

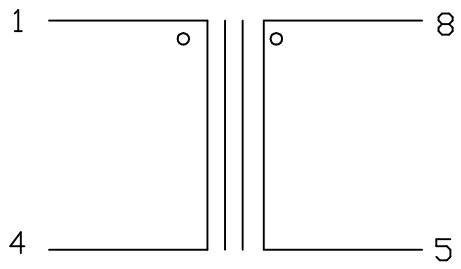

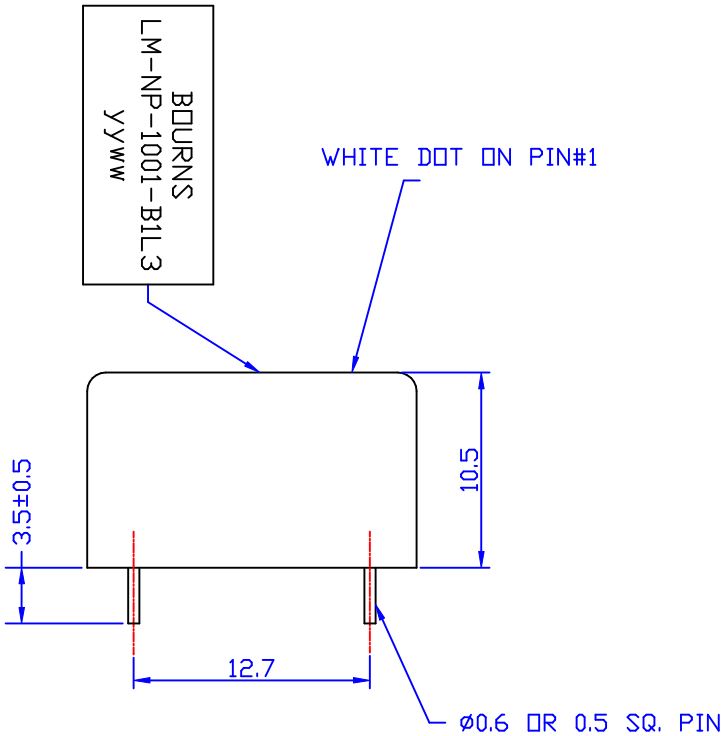

ELECTRICAL CHARACTERISTICS :

1. DCR : PIN 1-4 = 66 OHM ± 10%
   PIN 5-8 = 66 OHM ± 10%
2. PARALLEL INDUCTANCE : (@200HZ, 1Vrms) PIN 1-4 = 5-8 = 2.8H MIN.
3. IMPEDANCE : (@1KHZ, 1Vrms, W/H 600 OHM LOAD) = 600 OHM ± 22%
4. INSERTION LOSS : (@2KHZ, 1Vrms, W/H 600 OHM LOAD) = 1.5dB MAX.
5. FREQ. RESP. : (REF. 1KHZ) @200HZ = -0.3dB MAX.
   @4KHZ = -0.3dB MAX.
   @10KHZ = -2.0dB MAX.
6. RETURN LOSS : (REF. 600 OHM) @200HZ = 18dB MIN.
   @1KHZ = 18dB MIN.
   @4KHZ = 12dB MIN.
7. TURN RATIO : (@10KHZ, 1Vrms) PIN 1-4 : PIN 8-5 = 1 ± 1%
8. LONGITUDINAL BALANCE : @300HZ - 4KHZ = 80dB MIN.
9. T.H.D. : (@1.KHZ, 0dBm) = 0.1% MAX.
10. HI-POT : (@4KVAC, 1mA, 1MINUTE) PRI-SEC.
11. RoHS COMPLIANT

NO:	DESCRIPTION	DATE	BY	CHK	APPD
	RELEASE	08/10/2007	PAIR	EUGENE	EUGENE

REVISIONS

Bourns Inductive Solution

TITLE 600 : 600 TRANSFORMER

DWG. NO. LM-NP-1001-B1L3

UNITS: M/M

SAFETY

SHEET 1 OF 1

DATE 08/10/07

P/N: CTP31603BA

DRAW *Pair*