ATECH TECHNOLOGY CO., LTD. DESIGN SHEET

98-171
DS-001

CUSTOMER	PART NUMBER	REV
CIS.	ATS-343	

BOBBIN: BB-EP10-01

CORE: FIC-EP10-02

GAP:

TAPE: 3M#1350W

ASSEMBLY: CORE組合時,鏡面要乾淨,組合後,外包6mm TAPE 2TS.

FRAME(CLIP):

PIN#1 INDICATOR: (上方白点)斜角

CONSTRUCTION

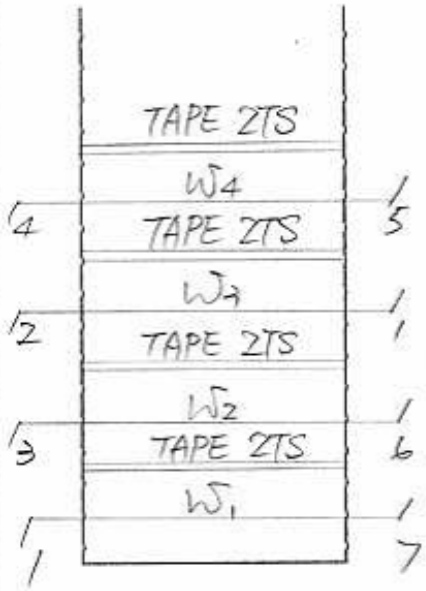

SCHEMATIC DRAWING

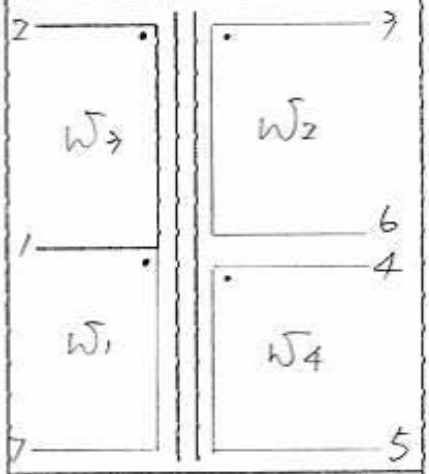

BOTTOM VIEW PIN LOCATION

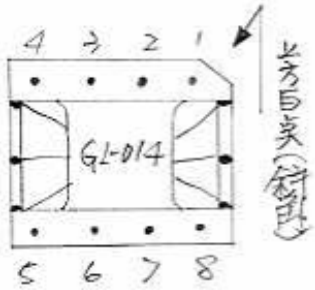

TAP WID mm	TAP LYR	WID	STR	END	CW/CCW	WIR SIZ	COA	TUR	CRE PAG	DEN LSN	SIDE WALL
6	2	W1	1	7	順	0.14	2 UEW	45		密	
6	2	W2	3	6	=	0.12	2 UEW	54		=	
6	2	W3	2	1	=	0.16	2 UEW	45		=	
6	2	W4	4	5	=	0.15	2 UEW	27		=	
		W5									
		W6									
		W7									

REMARKS

1. 繞W1, W2, W3, W4時, BOBBIN PIN#1朝外。
2. 繞線後要整線。
3. 成品須点6点GL-014烤乾固定

PAGE / OF / REV.