01-57

ATECH TECHNOLOGY CO., LTD. DESIGN SHEET DS-001

CUSTOMER	PART NUMBER	REV
ASKEY	ATS-514	

BOBBIN: BB-EP13-01

CORE: FC-EP13-35

GAP: ORIGINAL

TAPE: 3M #74, 3M #56. SUPER #10

ASSEMBLY: CORE組合後,有GAP的在PIN1端,外包3M#56. 8mm TAPE.

FRAME(CLIP): 2Ts.

PIN#3 INDICATOR: 剪除

CONSTRUCTION

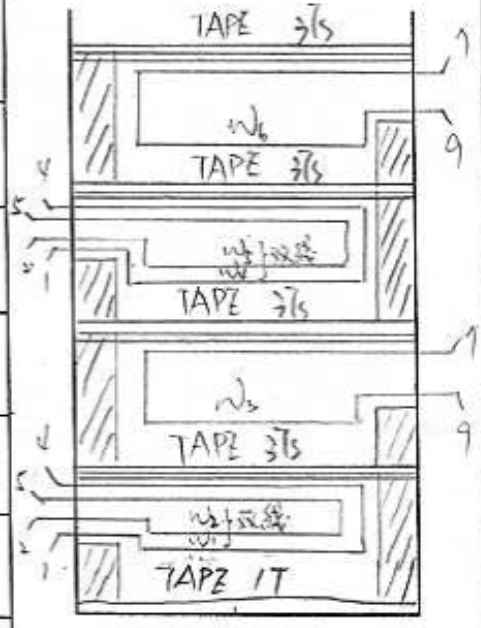

SCHEMATIC DRAWING

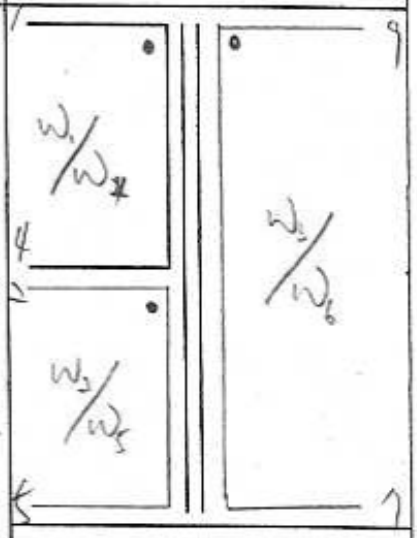

BOTTOM VIEW PIN LOCATION

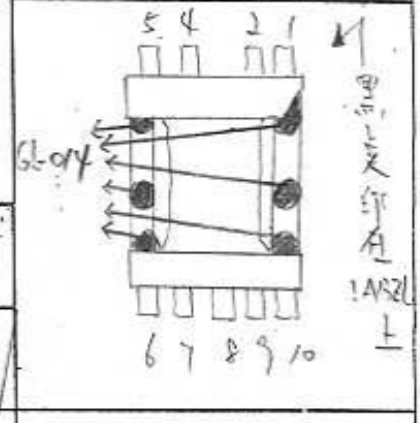

TAP WID Mm	TAP LYR	WID	STR	END	CW/CCW	WIR SIZ	COA	TUR	CRE PAG	DEN LSN	SIDE WALL
		W1	1	4	反	0.11	2 UEW	66	SUPER #10 1.6mm	密	
双	线	W2	2	5	反	0.11	2 UEW	66	3Ts 在两边	密	
3M#74 7.9mm	2	W3	9	7	顺	0.14	2 UEW	33	SUPER #10 1.6mm 2Ts 在两边	疏	
3M#74 7.9mm	2	W4	1	4	反	0.11	2 UEW	66	SUPER #10 1.6mm	密	
双	线	W5	2	5	反	0.11	2 UEW	66	3Ts 在两边	密	
3M#74 7.9mm	2	W6	9	7	顺	0.14	2 UEW	33	SUPER #10 1.6mm 3Ts 在两边	疏	
3M#74 7.9mm	2	W7									
		W8									

REMARKS

1. 绕W1, W2, W4, W5时, BOBBIN PIN1朝外.
2. 绕W3, W6时, BOBBIN PIN1朝内
3. CORE組合後, 須放置在CORE与BOBBIN内側反侧GL-014慢烤乾固定.
4. W1 & W2, W4 & W5須同時分绕
5. 绕线前須先於BOBBIN貼3M#74, 7.9mm TAPE 1T. 重量不分绕超过2mm

PAGE 1 OF 1 REV.