01-18

ATECH TECHNOLOGY CO., LTD.

DESIGN SHEET

DS-001

CUSTOMER	PART NUMBER	REV
TURBO	ATC-01-004	

BOBBIN: BOBBIN, EPC-13 10/10 PINS. SMD
(EPC-13-001, 樹林)

CORE: CORE, EPC-13, NC-24, (Ni-Zn)
AL = 60nH ± 15%

GAP:
ORIGINAL

TAPE:
PPI# 70/00

ASSEMBLY: CORE 組合時, 有GAP的在PIN1, 外包 PPI#70/00, 4mm TAPE 2Ts

~~FRAME(CLIP):~~
CAN: 須開模

~~PIN#1 INDICATOR:~~
PIN7, PIN9 旁除.

CONSTRUCTION

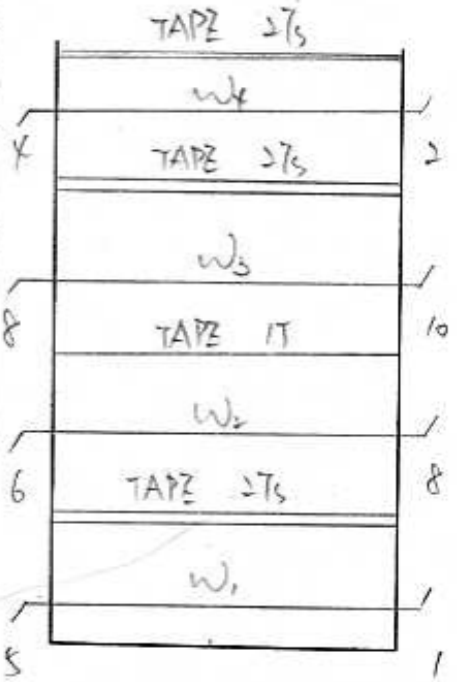

SCHEMATIC DRAWING

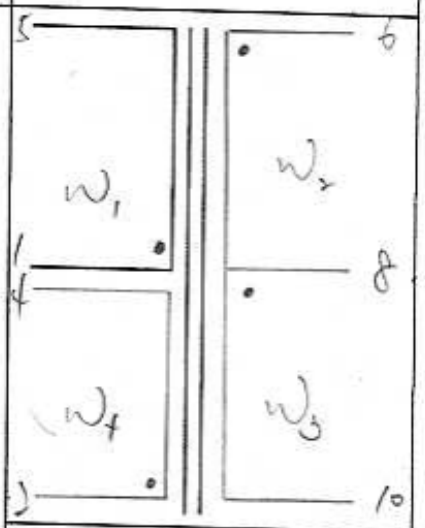

BOTTOM VIEW PIN LOCATION

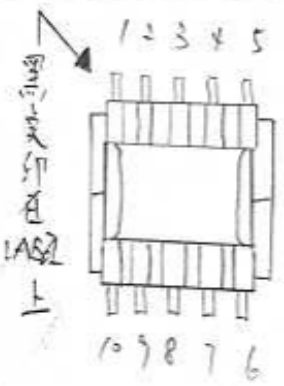

TAP WID Mm	TAP LYR	WID	STR	END	CW/CCW	WIR SIZ	COA	TUR	CRE PAG	DEN LSN	SIDE WALL
PPI# 70/00 7mm	2	W1	5	1	順	0.23	2 UEW	26		密	
PPI# 70/00 7mm	1	W2	6	8	順	0.09	P180 G1	58		密	
PPI# 70/00 7mm	2	W3	8	10	順	0.09	P180 G1	96		密	
PPI# 70/00 7mm	2	W4	4	2	順	0.23	2 UEW	26		密	
		W5									
		W6									
		W7									
		W8									

REMARKS

1. 繞 W1, W4 時, BOBBIN PIN1 朝外
2. 繞 W2, W3 時, BOBBIN PIN1 朝內
3. 成品須校正合焊
4. 成品須於合焊後加上蓋
5. W1 與 W3 與 W4 繞線結尾時, 須直角拉回.

PAGE / OF / REV.