ATECH TECHNOLOGY CO., LTD. DESIGN SHEET

DD-122
DS-001

CUSTOMER	PART NUMBER	REV
TURBO	ATS-466	

BOBBIN: BB-EP13-05

CORE: FC-EP13-41

GAP: ORIGINAL

TAPE: 3M#Super10, 3M#1350W
PPI#1026

ASSEMBLY: CORE組合時，鏡面要乾淨
在GAP配在PIN#1，組合後外包(3M#1350W)

FRAME(CLIP): 6mm TAPE 2TS。

PIN#1 INDICATOR: 黑点印在LABEL上

CONSTRUCTION

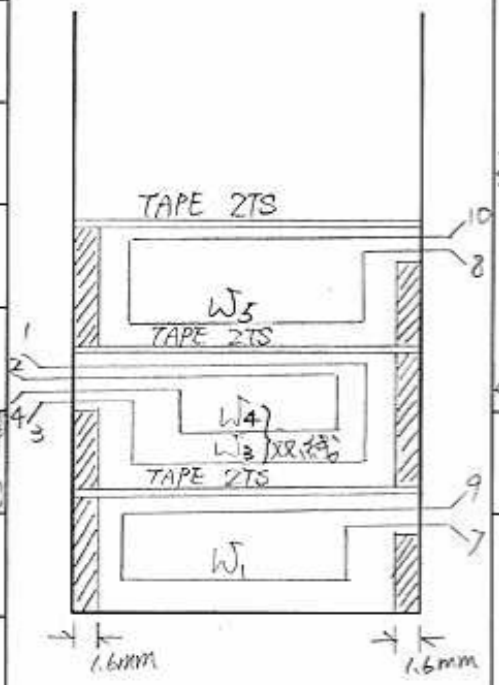

SCHEMATIC DRAWING

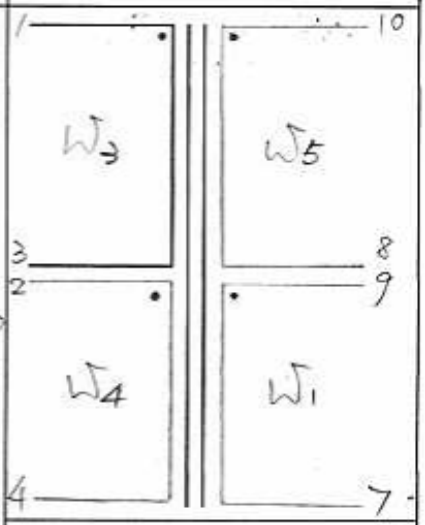

BOTTOM VIEW
PIN LOCATION

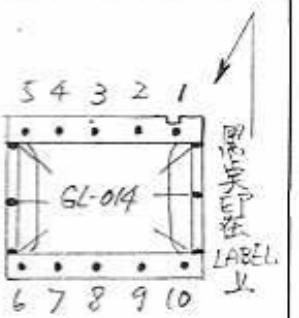

TAP WID Mm	TAP LYR	WID	STR	END	CW/CCW	WIR SIZ	COA	TUR	CRE PAG	DEN LSN	SIDE WALL
PPI#1026 7.9mm	2	W1	9	7	順	0.18	2 UEW	43	3M#Super10 1.6mm各2TS在两端	密	
		W2									
		W3	1	3	反	0.18	2 UEW	39	3M#Super10 1.6mm各2TS在两端	=	
双	线	W4	2	4	反	0.18	2 UEW	39		=	
PPI#1026 7.9mm	2	W5	10	8	順	0.18	2 UEW	43	3M#Super10 1.6mm各3TS在两端	=	
PPI#1026 7.9mm	2	W6									
		W7									
		W8									

REMARKS

1. 繞W1時，BOBBIN PIN#1朝內
2. 繞W3，W4時，BOBBIN反彈，PIN#1朝外。
3. 繞W5時，BOBBIN反彈，PIN#1朝內
4. CORE組合後，夾6夾GL-014烤乾固定
5. 包CORE外层TAPE結尾，用VAR-005固定。
6. 繞線要平整。

PAGE 1 OF 1 REV.