00-182

ATECH TECHNOLOGY CO., LTD. DESIGN SHEET DS-001

| CUSTOMER | PART NUMBER | REV |
|---|---|---|
| 環信 | ATS-481 | |

BOBBIN: BB-EP13-05

CORE: CORE. EP-13. TL10. (又適) AL=231.5nH ± 5%

GAP: ORIGINAL

TAPE: 3M#56 3M#74 SUPER #10

ASSEMBLY: CORE組合時. 鏡面要乾淨. 有GAP的在PIN 1側. 外包 3M#56. 8mm

FRAME(CLIP): TAPE 2Ts. 組合後在BOBBIN和CORE之間夾4支 VAR-005膠固定.

PIN#6 INDICATOR: 剪除

CONSTRUCTION

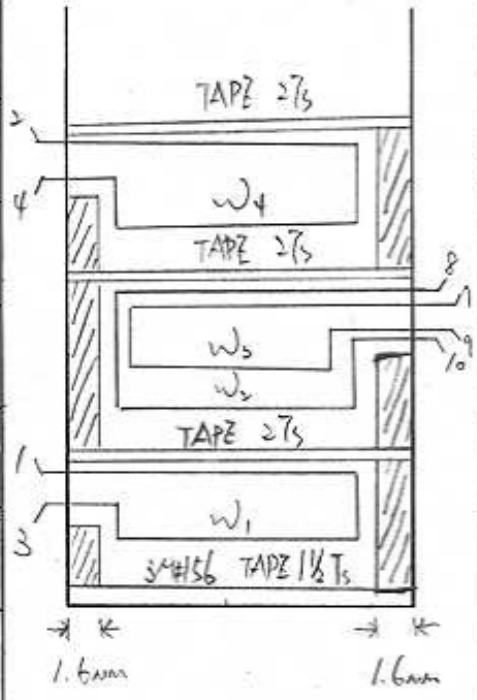


SCHEMATIC DRAWING

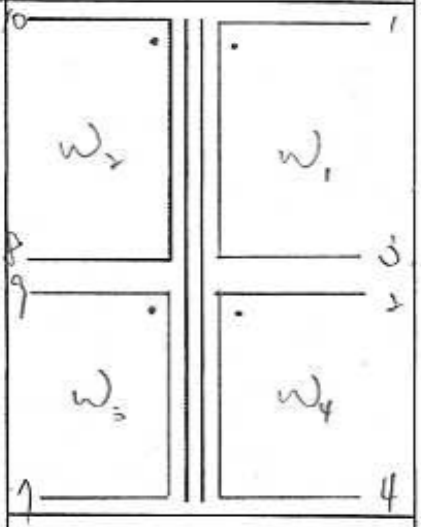


BOTTOM VIEW PIN LOCATION

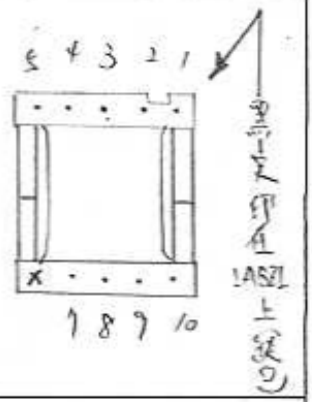


| TAP WID Mm | TAP LYR | WID | STR | END | CW/ CCW | WIR SIZ | COA | TUR | CRE PAG | DEN LSN | SIDE WALL |
|---|---|---|---|---|---|---|---|---|---|---|---|
| 3M#56 7.9mm | 2 | W1 | 3 | 1 | 順 | 0.21 | 2 LEW | 18 | SUPER #10 1.6mm×1T 在兩邊 | 密 | |
| 又 | 線 | W2 | 10 | 8 | 順 | 0.16 | 3 LEW | 36 | SUPER #10 1.6mm×4Ts | 密 | |
| 3M#56 7.9mm | 2 | W3 | 9 | 7 | 順 | 0.16 | 3 LEW | 36 | 在兩邊 | 密 | |
| 3M#56 7.9mm | 2 | W4 | 4 | 2 | 順 | 0.23 | 2 LEW | 18 | SUPER #10 1.6mm×2Ts 在兩邊 | 一層密繞 一層疏繞 | |
| | | W5 | | | | | | | | | |
| | | W6 | | | | | | | | | |
| | | W7 | | | | | | | | | |
| | | W8 | | | | | | | | | |

REMARKS

1. 繞W1, W4時, BOBBIN PIN 1朝外.
2. 繞W2, W3時, BOBBIN PIN 1朝內.
3. W2 與 W3 須同軸分線.
4. 繞線要平整
5. 繞線前要先包一層3M#56 7.9mm TAPE 1½ Ts

PAGE 1 OF 1 REV.