01-48

ATECH TECHNOLOGY CO., LTD. DESIGN SHEET DS-001

CUSTOMER	PART NUMBER	REV
中 德	ATS-513	

BOBBIN: BB-EP13-01

CORE: EP-13, T38, AL=1.8nH ±3%
FC-EP13-26

GAP: ORIGINAL

TAPE: 3M#56 . 3M#74
SUPER H/O .

ASSEMBLY: CORE組合時，有GAP的在PIN1端，外包3M#56. 4mm TAPE 2Ts，結

FRAME(CLIP): 用VAR-005固定

PIN#1 INDICATOR: 點點印在LABEL上

CONSTRUCTION

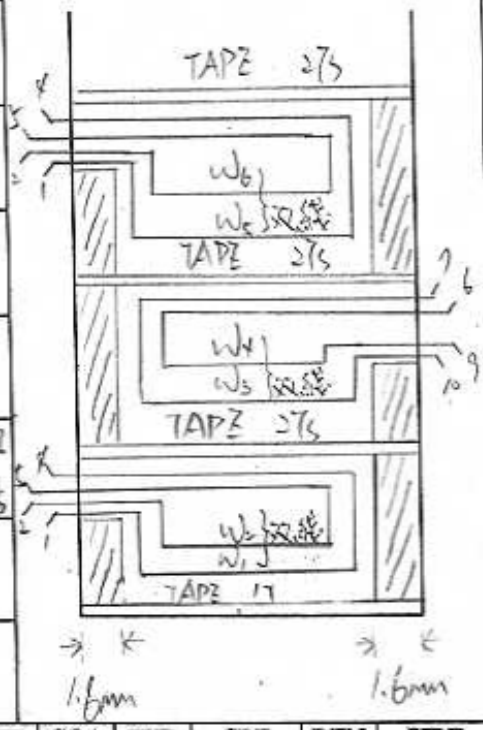

SCHEMATIC DRAWING

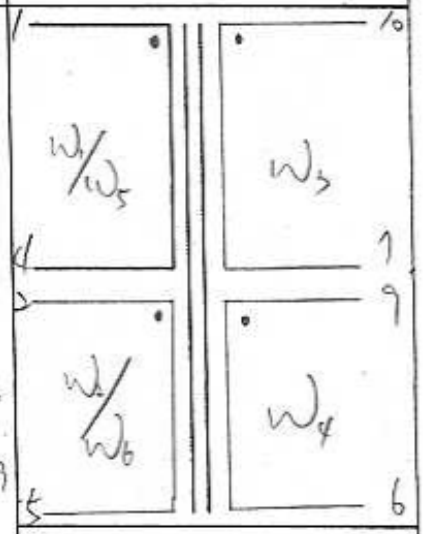

BOTTOM VIEW PIN LOCATION

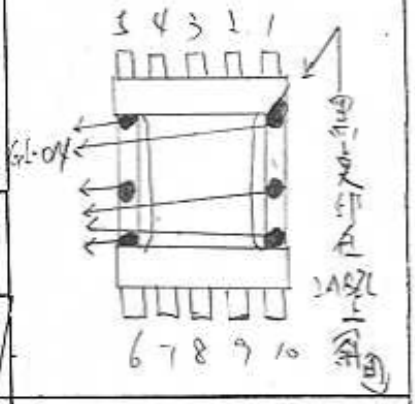

TAP WID Mm	TAP LYR	WID	STR	END	CW/CCW	WIR SIZ	COA	TUR	CRE PAG	DEN LSN	SIDE WALL
双线		W1	1	4	順	0.14	2 UEW	13	SUPER H/O 1.6mm	密	
3M#56 7.9mm	2	W2	2	5	順	0.14	2 UEW	13	1Ts 在两边	密	
双线		W3	10	7	逆	0.2	2 UEW	43	SUPER H/O 1.6mm	密	
3M#56 7.9mm	2	W4	9	6	逆	0.2	2 UEW	43	1Ts 在两边	密	
双线		W5	1	4	順	0.16	2 UEW	13	SUPER H/O 1.6mm	密	
3M#56 7.9mm	2	W6	2	5	順	0.16	2 UEW	13	2Ts 在两边	密	
		W7									
		W8									

REMARKS

1. 繞W1, W2, W5, W6時，BOBBIN內側外.
2. 繞W3, W4時，BOBBIN內側內
3. 繞線前先於BOBBIN貼3M#74. 7.9mm TAPE 1T 重疊部分須超過 2mm.
4. W1和W2, W3和W4, W5和W6須同軸分線

PAGE	/	OF	/	REV.

REMARK 5. 繞線結尾須直角拉回.
REMARK 6. CORE組合後，須校正，並夾入至GL-014模具範圍內.