01-233

ATECH TECHNOLOGY CO., LTD. DESIGN SHEET DS-001

CUSTOMER	PART NUMBER	REV
久津	ATS-[illegible]	

BOBBIN: BB-EP13-05

CORE: EP-13 7L10. (久通)
AL: 160nH ± 5%

GAP: ORIGINAL

TAPE: 3M#74. 3M#56.
SUPER H 10

ASSEMBLY: CORE 組合時 有GAP的在PIN1側 外包 3M#56. 8mm TAPE 2Ts. 組合後

FRAME(CLIP): 須於CORE及BOBBIN之間 放6支GL-014膠 烘乾固定

PIN#1 INDICATOR: 黑點印在LABEL上(缺口)

CONSTRUCTION

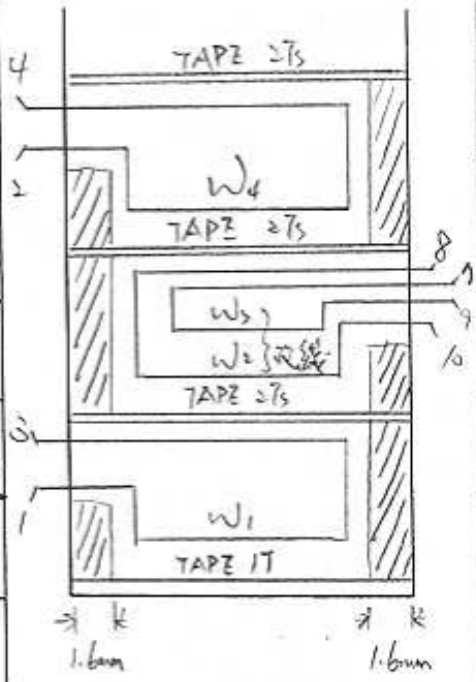

SCHEMATIC DRAWING

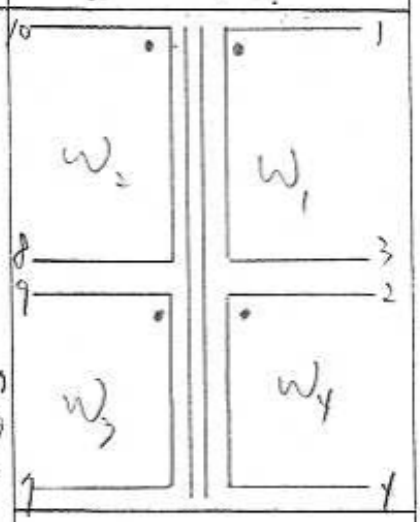

BOTTOM VIEW
PIN LOCATION

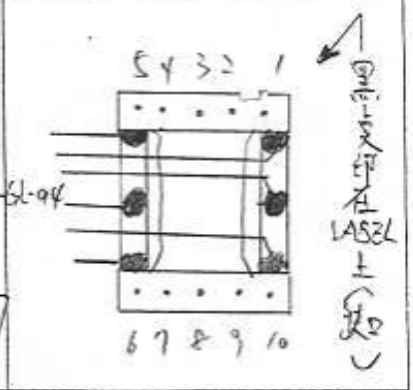

TAP WID Mm	TAP LYR	WID	STR	END	CW/ CCW	WIR SIZ	COA	TUR	CRE PAG	DEN LSN	SIDE WALL
3M#74 2.9mm	2	W1	1	3	反	0.16	2 UEW	35	SUPER H10 1.6mm 3Ts 在兩邊	密 疏	
		W2	10	8	順	0.16	2 UEW	25	SUPER H10 1.6mm	密	
交	錯	W3	9	7	順	0.16	2 UEW	25	4Ts 在兩邊	密	
3M#74 2.9mm	2	W4	2	4	反	0.16	2 UEW	35	SUPER H10 1.6mm 3Ts 在兩邊	密 疏	
3M#74 2.9mm	2	W5									
		W6									
		W7									
		W8									

REMARKS

1. 繞W1, W4時, BOBBIN PIN1朝外.
2. 繞W2, W3時, BOBBIN PIN1朝內
3. 繞線前須先於BOBBIN貼3M#74. 2.9mm TAPE 1T
4. W2與W3須用軸分線.

PAGE 1 OF 1 REV.