03-160

ATECH TECHNOLOGY CO., LTD. DESIGN SHEET DS-001

| CUSTOMER | PART NUMBER | REV |
|---|---|---|
| 捷超 | ATS-639A | |

BOBBIN: BB-EP13-05

CORE: FC-EP13-59

GAP: ORIGINAL

TAPE: 3M#74. 3M#56.

ASSEMBLY: core 组合時 有GAP面在 pin#1 側. 外包 3M#56 7.9mm 2Ts

FRAME(CLIP):

PIN#1 INDICATOR: DOT

CONSTRUCTION

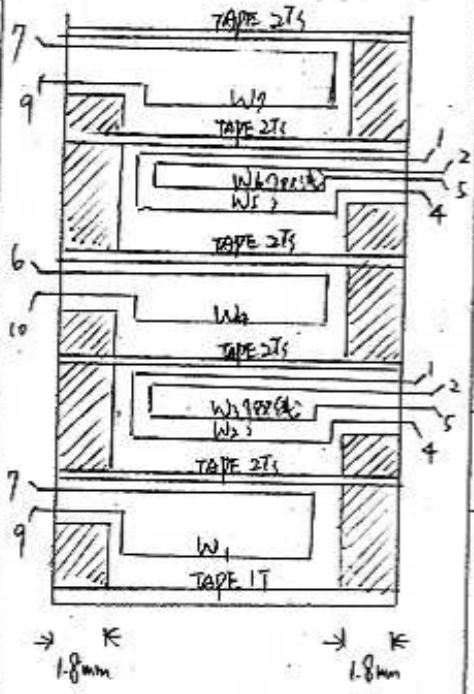


SCHEMATIC DRAWING

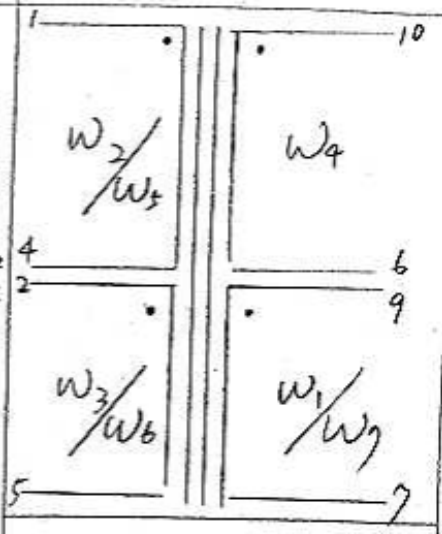


BOTTOM VIEW PIN LOCATION

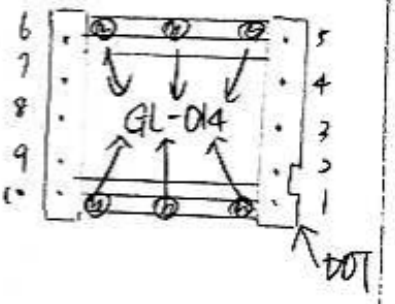


| TAP WID Mm | TAP LYR | WID | STR | END | CW/CCW | WIR SIZ | COA | TUR | CRE PAG | DEN LSN | SIDE WALL |
|---|---|---|---|---|---|---|---|---|---|---|---|
| 3M#74 7.9mm | 2 | W1 | 9 | 7 | 順 | 0.09 | 2UEW | 102 | Super#10 1.8mm 2Ts 在兩邊 | 密繞 三層 | |
| 双 | 线 | W2 | 4 | 1 | 順 | 0.09 | 2UEW | 51 | Super#10 1.8mm 2Ts 在兩邊 | 密繞 三層 | |
| 3M#74 7.9mm | 2 | W3 | 5 | 2 | 順 | 0.09 | 2UEW | 51 | | | |
| 3M#74 7.9mm | 2 | W4 | 10 | 6 | 順 | 0.13 | 2UEW | 24 | Super#10 1.8mm 1T 在兩邊 | 密繞 一層 | |
| 双 | 线 | W5 | 4 | 1 | 順 | 0.09 | 2UEW | 51 | Super#10 1.8mm 2Ts 在兩邊 | 密繞 | |
| 3M#74 7.9mm | 2 | W6 | 5 | 2 | 順 | 0.09 | 2UEW | 51 | | | |
| 3M#56 7.9mm | 2 | W7 | 9 | 7 | 順 | 0.09 | 2UEW | 102 | Super#10 1.8mm 2Ts 在兩邊 | | |
| | | W8 | | | | | | | | | |

REMARKS

1. 繞 W1 前, 先用 3M#74 7.9mm 打底 1T. 重疊需 2mm
2. 繞 W1, W4, W7 時 Bobbin pin#1 朝內
3. 繞 W2, W3, W5, W6 時 Bobbin pin#1 朝外
4. 成品需夾 6 支 GL-014 烤乾固定

PAGE 1 OF 1 REV.

Design Engineer: Kevin