03-35

ATECH TECHNOLOGY CO., LTD. DESIGN SHEET DS-001

CUSTOMER	PART NUMBER	REV
國碁	ATS-641	

BOBBIN: BB-EP13-13

CORE: FIC-EP13-61

GAP: ORIGINAL

TAPE: super#10 3M#74 3M#56

ASSEMBLY: core 组合時. 有Gap的在 pin#1側. 外包 3M#56 7.9mm 2Ts

FRAME(CLIP):

PIN#1 INDICATOR: DOT

CONSTRUCTION

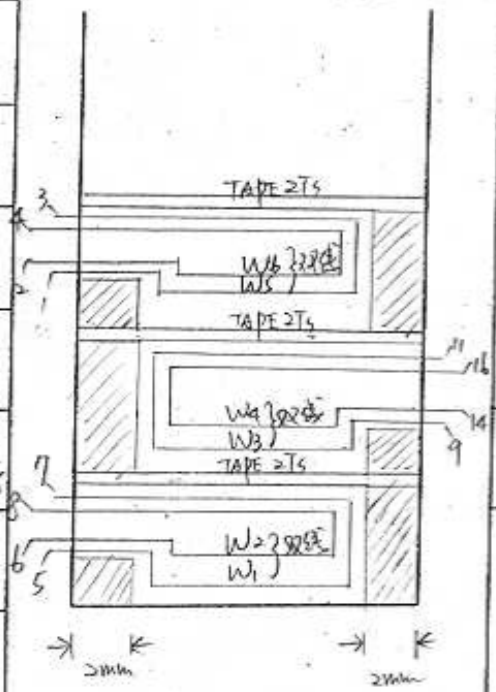

SCHEMATIC DRAWING

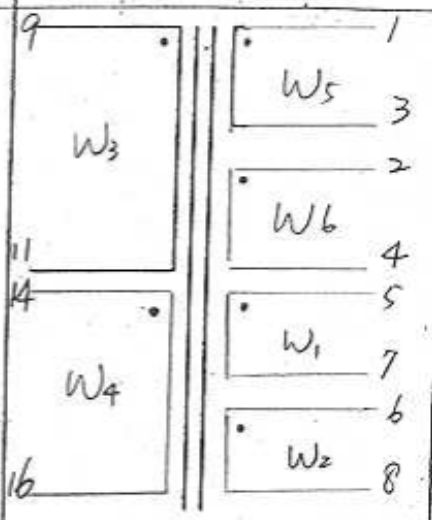

BOTTOM VIEW PIN LOCATION

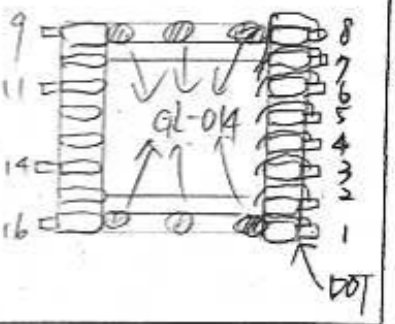

TAP WID Mm	TAP LYR	WID	STR	END	CW/ CCW	WIR SIZ	COA	TUR	CRE PAG	DEN LSN	SIDE WALL
		W1	5	7	順	0.2	2UEW 本	16	super#10 2mm 3Ts 在底边	密绕 二層	
双	线	W2	6	8	順	0.2	2UEW 红	16			
3M#74 7.9mm	2	W3	9	11	反	0.2	2UEW 本	32	super#10 2mm 5Ts 在底边	密	
双	线	W4	14	16	反	0.2	2UEW 红	32			
3M#74 7.9mm	2	W5	1	3	順	0.2	2UEW 本	8	super#10 2mm 2Ts 在底边	密绕 拉直向	
双	线	W6	2	4	順	0.2	2UEW 红	8			
3M#56 7.9mm	2	W7									
		W8									

REMARKS

1. 绕 W_1, W_2, W_5, W_6 時 BOBBIN pin#1 朝外
2. 绕 W_3, W_4 時 BOBBIN pin#1 朝内
3. 成品需点 6点 GL-014 烤乾固定
4. W_2 绕 pin#8 時需走 BOBBIN 外凹槽.

PAGE 1 OF 1

Design Engineer: Kevin

REV. C