05-296

ATECH TECHNOLOGY CO., LTD. DESIGN SHEET DS-001

CUSTOMER	PART NUMBER	REV
中磊	CTA413034A ATS-718CR	

BOBBIN: 2334130C42

CORE: 203130951K

GAP:

TAPE: 3M#56, 3M#44 一層厚

ASSEMBLY: CORE組合時，有GAP在PIN 1側，外包3M#56 7.9mm

~~FRAME(CLIP)~~: 2Ts，結尾處刷膠少許

PIN#1 INDICATOR: 黑点印在LABEL上

CONSTRUCTION

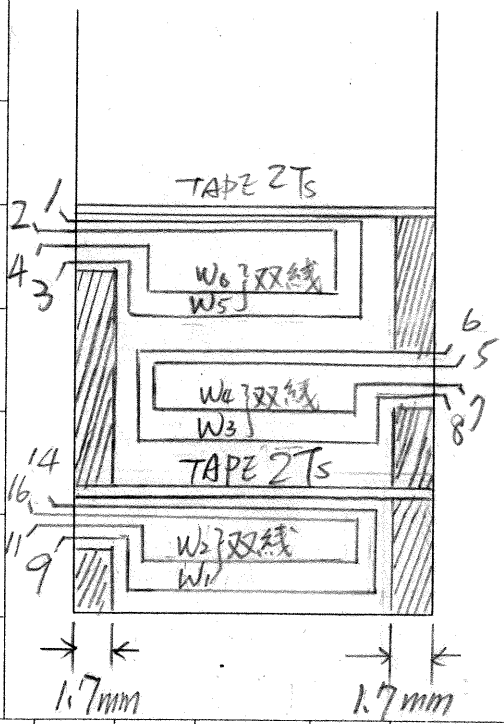

SCHEMATIC DRAWING

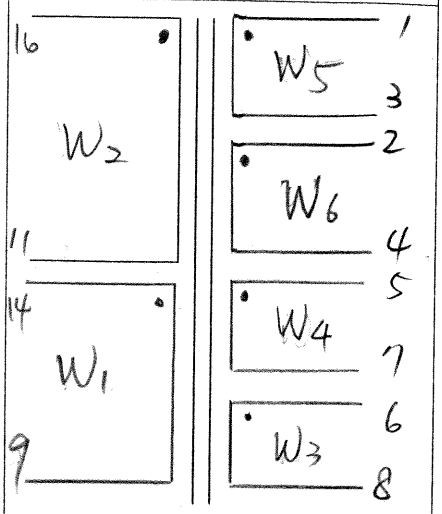

BOTTOM VIEW PIN LOCATION

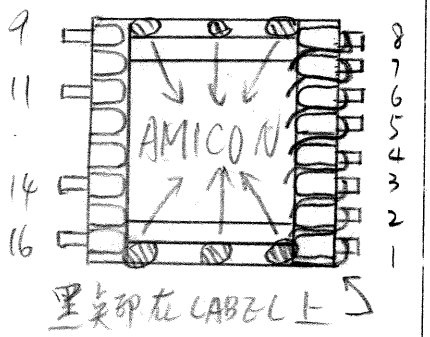

TAP WID Mm	TAP LYR	WID	STR	END	CW/CCW	WIR SIZ	COA	TUR	CRE PAG	DEN LSN	SIDE WALL
		W1	9	14	順	0.18	1 UEW 本	30	3M#44 1.7mm 5Ts 在兩邊	密繞 拉直角	
双	线	W2	11	16	順	0.18	1 UEW 紅	30			
3M#56 7.9mm	2	W3	8	6	逆	0.13	1 UEW 本	7	3M#44 1.7mm 1T 在兩邊	均層	
双	线	W4	7	5	逆	0.13	1 UEW 紅	7			
		W5	3	1	逆	0.14	1 UEW 本	30	3M#44 1.7mm 4Ts 在兩邊	密	
双	线	W6	4	2	逆	0.14	1 UEW 紅	30			
3M#56 7.9mm	2	W7									
		W8									

REMARKS

1. 繞W3 W4 W5 W6時 BOBBIN PIN 1朝外；繞W1 W2時 PIN 1朝內
2. 成品須夾6支AMICON烤膠固定
3. 繞PIN1腳上外線槽
4. 須用ROHS材料製程

PAGE 1 OF 1

Design Engineer: Michael

REV. D