ATECH TECHNOLOGY CO., LTD. DESIGN SHEET DS-001

CUSTOMER	PART NUMBER	REV
	TFS2915-4	

BOBBIN: BB-EP10-01

CORE: EP-10, N30/H7A/F9

GAP: —

TAPE: 3M #MR96

ASSEMBLY: 装FRAME时，平面要装在PIN#1那边

FRAME(CLIP): FM-EP10-01

PIN#1 INDICATOR: 上方白点

CONSTRUCTION

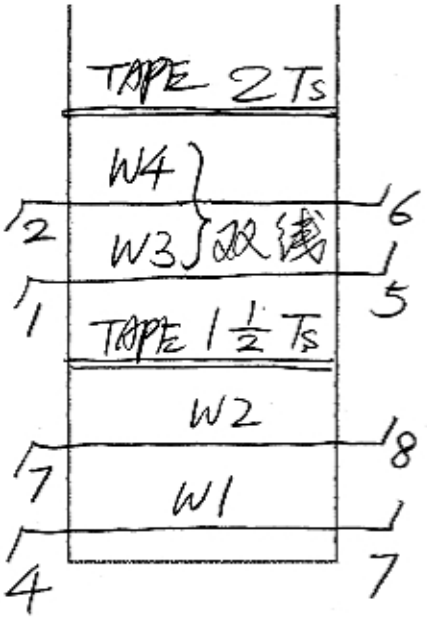

SCHEMATIC DRAWING

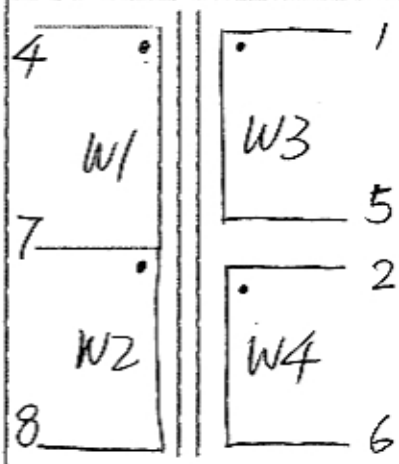

BOTTOM VIEW PIN LOCATION

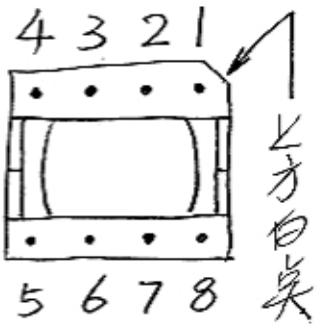

TAP WID mm	TAP LYR	WID	STR	END	CW/CCW	WIR SIZ	COA	TUR	CRE PAG	DEN LSN	SIDE WALL
		W1	4	7	顺	0.08 *10	24EW 漆包	14⁻		密	
6	1 1/2	W2	7	8	〃	0.08 *10	〃	4⁻		〃	
双线		W3	1	5	〃	0.10	〃	35⁺		〃	
6	2	W4	2	6	〃	0.10	〃	35⁺		〃	
		W5									
		W6									
		W7									

REMARKS

1. 各组绕线PIN#1朝内不可反接.
2. 各层排线要平整，不可"生瘤"否则电气不良.
3. 印章 TFS2915-4 XXXX

PAGE 1 OF 1 REV. A